



 **DIAMOND C**

EQUIPMENT

EQT | LPX | GDD | DEC | DET | HDT | DSA



Do Work. Love Strong.

Our Story.



34 years ago a young East Texas couple embarked on a journey that at the time was merely a means to put food on the table for their growing family. Unbeknownst to them, their nature would have an endless impact on the business they would create.

LOVE STRONG. From 1981-1984 Kim Crabb worked for a local trailer manufacturer that ultimately went out of business leaving customers without product and workers without a job. With Kim's heart and desire to positively impact people, she embraced Mike's idea to start their own trailer business. Needless to say, they were all in and Diamond C was born.

DO WORK. Mike's construction and auto/body background, combined with his grit, knack for quality and resolve to improve customer experience through innovation, quickly set the stage for Diamond C to become a bold brand about much more than just building trailers.

Today, Diamond C is still a family owned and operated company that continues striving to produce innovative, feature-rich trailers. Thus allowing the company to live out its purpose of promoting the well being and success of its team members, customers and communities.

[#BeTheDifference](#)

[#DoWorkLoveStrong](#)

Equipment Trailers

Engineered to take a commercial user beating, our flatbed equipment trailers, tilt trailers, deck-over construction trailers, and skid steer trailers are ideal for your heavy duty jobs that demand superior strength and durability. Keep your equipment on the move with Diamond C.



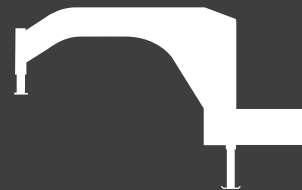
Model: HDT



Model: EQT



Model: DET

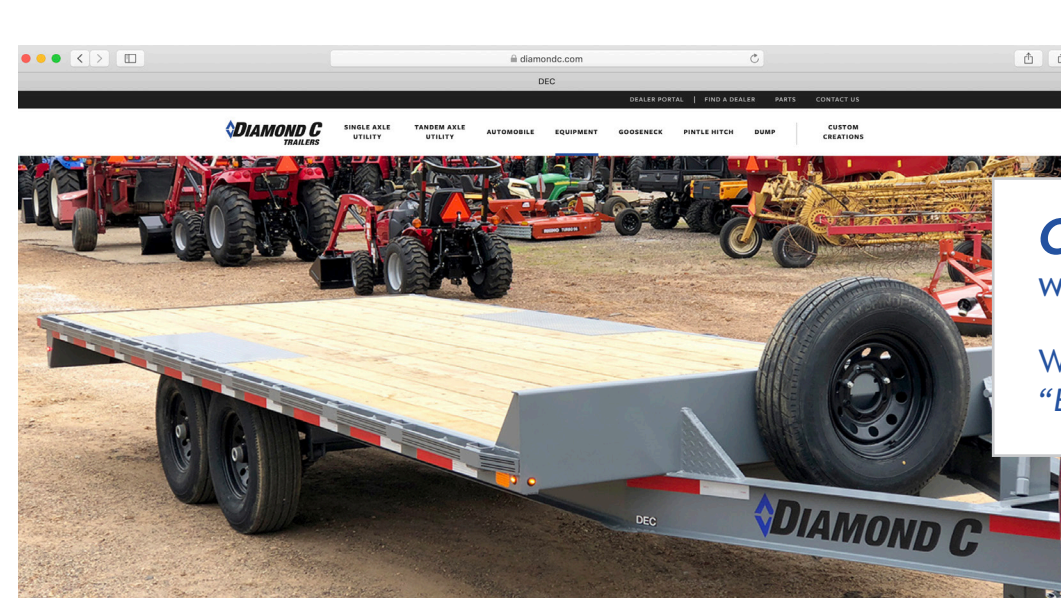


Gooseneck Package Available



ASSURANCE

We stand behind our product. Diamond C Trailers come with a 3 year structure warranty.



Check out
www.diamondc.com

With our Interactive
“Build Your Own Trailer” Feature

HEAVY DUTY DECK-OVER EQUIPMENT TRAILER

Model: DEC

With a 102" bed width and GVWR up to 24,000 lbs, the DEC is ready for just about anything you can throw at it.

BUILD YOUR OWN TRAILER



VIDEO



PHOTOS



WHERE TO BUY



FINANCE



DIMENSIONS PDF



BROCHURE PDF

GENERAL

FEATURES

LOADING OPTIONS

TIRES & WHEELS

Loading Style

Choose Loading Style:

☒ Ramps

☐ Dove Package

Ramps

☒ 96" Rear Slide-In Ramps (3" Channel)



Model: GDD











Model: LPX







Model: EQT

Powder Coat

STANDARD COLORS

			
BLACK	WHITE	RED	CEMENT GRAY
			
METALLIC GRAY	METALLIC SILVER	METALLIC MOCHA	METALLIC BLUE

SPECIAL COLORS




			
COMMERCIAL YELLOW	TRACTOR GREEN	INDUSTRIAL ORANGE	CUSTOM COLOR




Premium Difference Maker Paint Colors

We partnered with Sherwin Williams to develop our own custom designed powder coat finishing system that provides long-lasting, rugged, and beautiful trailer finishes.

Wheels

		
SILVER (standard)	BLACK	TWO TONE ALUMINUM

Genuine Lippert E-Z Lube Axles
For optimal tire wear and longevity,
we use only Cambered Axles.



Please contact your authorized Diamond C dealer for questions, additional options, or additional specifications.
OR visit www.diamondc.com to build a trailer to fit your needs.

24" HD
FLIP-KNEE RAMPS



BLACKWOOD LUMBER



215/17.5 HD
WHEEL/TIRE COMBO



HD V-TONGUE LID



24,000 GVWR PKG
w/ALUMINUM WHEELS
& 3/16" SUPER
HD FENDERS



SEALED BEAM
LED LIGHTS





EQT

Heavy Duty Equipment Trailer

Standard Features

- **AVAILABLE SIZES** - 16' x 82", 18' x 82", 20' x 82", 22' x 82", 24' x 82"
- **GVWR** - 14,000 lb
- **AXLES** - 2 - 7,000 lb E-Z Lube , "Nev-R-Adjust" Electric Brakes
- **BRAKES** - Electric Drum
- **CHARGER** - 110V 5amp Charger Standard w/ Power Tilt Option
- **COUPLER** - 2-5/16" - 15,000 lb Adjustable Cast
- **CROSS-MEMBERS** - 3" Channel on 16" Centers
- **FENDERS** - 14 ga Teardrop, Diamond Plate, Bolt-On
- **FRAME** - 6" Channel
- **JACK** - 7,000 lb Drop-Leg Jack (for Bumper-Pull)
- **RAMPS** - 60" Rear Slide-In (3" Channel)
- **TIRES** - ST235/80R16 Radial
- **TONGUE** - 6" Channel, Full Wrap

Popular Upgrades

- Electric/Hydraulic Tilt
- Electric Over Hydraulic Disk Brakes
- 4" Channel Flip-Knee Ramps



LPX

Low Profile Extreme Duty Equipment Trailer

Standard Features

- **AVAILABLE SIZES** - 16' x 82", 18' x 82", 20' x 82", 22' x 82", 24' x 82"
- **GVWR** - 14,000 - 24,000 lb
- **AXLES** - 2 - 7,000 lb Drop E-Z Lube, "Nev-R-Adjust" Electric Brakes
- **BRAKES** - Electric Drum
- **COUPLER** - 2-5/16" - 15,000 lb Adjustable Cast
- **CROSS-MEMBERS** - 3" Channel on 16" Centers
- **FENDERS** - 14 ga Teardrop, Diamond Plate, Bolt-On
- **FLOOR** - 2" Treated Lumber
- **FRAME** - 8"x10 lb I-Beam Tongue/Frame Design
- **JACK** - 12,000 lb Drop-Leg Jack
- **RAMPS** - 60" Rear Slide-In (3" Channel)
- **TIRES** - ST235/80R16 Radial
- **TONGUE** - 8"x10 lb I-Beam Tongue/Frame Design

Popular Upgrades

- 24,000 lb / 18,000 lb / 20,000 lb GVWR Package
- Gooseneck Package
- Extra Wide HD Flip-Knee Ramps, 24" x 60", Spring-Assisted



GDD

General Duty Deck-Over Equipment Trailer

Standard Features

- **AVAILABLE SIZES** - 14' x 102", 16' x 102", 18' x 102", 20' x 102", 22' x 102", 24' x 102"
- **GVWR** - 7,000 - 9,890 lb
- **AXLES** - 2 - 3,500 lb E-Z Lube, 2 Electric Brakes
- **COUPLER** - 2" 8,000 lb Adjustable Cast
- **CROSS-MEMBERS** - 3" Channel on 24" Center
- **FLOOR** - 2" Treated Lumber
- **FRAME** - 5" x 2" Rectangle Tube
- **JACK** - 7,000 lb Drop-Leg Jack
- **LACE RAIL** - 5"x2" Rectangle Tube
- **RAMPS** - 60" Rear Slide-In (3" Channel)
- **STAKE POCKETS** - 2" x 1/4" Rub Rail w/Stake Pockets Pipe Spool
- **TIRES** - ST205/75R15 Radial
- **TONGUE** - 5" Channel

Popular Upgrades

- 36" Dove w/60" Flip-Knee, Spring-Assisted Ramps
- 1/8" Diamond Plate Floor
- Lockable Steel Tongue Box



DEC

Heavy Duty Deck-Over Equipment Trailer

Standard Features

- **AVAILABLE SIZES** - 16' x 102", 18' x 102", 20' x 102", 22' x 102", 24' x 102", 26' x 102"
- **GVWR** - 14,900 - 24,000 lb
- **AXLES** - 2 - 7,000 lb E-Z Lube , "Nev-R-Adjust" Electric Brakes
- **BRAKES** - Electric Drum
- **COUPLER** - 2-5/16" - 15,000 lb Adjustable Cast
- **CROSS-MEMBERS** - 3" Channel on 16" Center
- **FRAME** - 8" x 10 lb I-Beam
- **JACK** - 12,000 lb Drop-Leg
- **RAMPS** - 96" Rear Slide-In (3" Channel)
- **STAKE POCKETS** - 2" x 3/8" Rub Rail w/Stake Pockets Pipe Spool
- **TIRES** - ST235/80R16 Radial
- **TONGUE** - 8" x 10 lb I-Beam, Integral w/ Frame

Popular Upgrades

- 24,000 lb or 18,000 lb GVWR Package
- HD V-Tongue Lid
- 60" Dove with 44" Wide Max Ramps



DET

Heavy Duty Deck-Over Tilt Equipment Trailer

Standard Features

- **AVAILABLE SIZES** - 20' x 102", 22' x 102", 24' x 102", 26' x 102"
- **GVWR** - 14,900 - 24,000 lb
- **AXLES** - 2 - 7,000 lb E-Z Lube , "Nev-R-Adjust" Electric Brakes
- **BRAKES** - Electric Drum
- **COUPLER** - 2-5/16" - 15,000 lb Adjustable Cast
- **CROSS-MEMBERS** - 3" Channel on 16" Center
- **FRAME** - 8" x 10 lb I-Beam
- **JACK** - 12,000 lb Drop-Leg
- **TILT** - Electric/Hydraulic Powered Tilt with Wireless Control
- **STAKE POCKETS** - 2" x 3/8" Rub Rail w/Stake Pockets Pipe Spool
- **TIRES** - ST235/80R16 Radial
- **TONGUE** - 8" x 10 lb I-Beam, Integral w/ Frame

Popular Upgrades

- 24,000 lb or 18,000 lb GVWR Package
- Blackwood Floor
- Gooseneck Package



HDT

Low Profile Hydraulically Dampened Tilt Equipment Trailer

Standard Features

- **AVAILABLE SIZES** - 16' x 82", 18' x 82", 20' x 82", 22' x 82", 24' x 82", 25' x 82"
- **GVWR** - 14,900 - 24,000 lb
- **AXLES** - 2 - 7,000 lb E-Z Lube , "Nev-R-Adjust" Electric Brakes
- **BRAKES** - Electric Drum
- **CHARGER** - 110V 5amp Charger Standard w/ Power Tilt Option
- **COUPLER** - 2-5/16" - 15,000 lb Adjustable Cast
- **CROSS-MEMBERS** - 3" Channel on 16" Center
- **FENDERS** - 14 ga Teardrop, Diamond Plate, Bolt-On
- **FRAME** - 8" x 10 lb I-Beam Tongue/Frame Design
- **JACK** - 12,000 lb Drop-Leg
- **TILT** - Hydraulic Dampening Cylinder w/Valve Control
- **TIRES** - ST235/80R16 Radial
- **TONGUE** - 8" x 10 lb I-Beam Tongue/Frame Design

Popular Upgrades

- 24,000 lb / 18,000 lb / 20,000 lb GVWR Package
- HD-V Tongue Lid
- 3/16" HD Fenders

Equipment Trailer Models, cont.



DSA

Single Axle Hydraulically Dampened Tilt Equipment Trailer

Standard Features

- **AVAILABLE SIZES** - 10' x 59", 12' x 59", 10' x 77", 12' x 77"
- **GVWR** - 7,000 lb
- **AXLES** - 7,000 lb E-Z Lube, "Nev-R-Adjust" Electric Brake, 4" Drop
- **BUMP RAIL** - 12" Formed Bumper
- **COUPLER** - 2-5/16" - 15,000 lb Adjustable Cast
- **CROSS-MEMBERS** - 3" Channel on 16" Center
- **FENDERS** - 14 ga Diamond Plate, Bolt-On
- **FLOOR** - 1/8" Diamond Plate
- **FRAME** - 5" x 3" x 5/16" Angle Iron
- **JACK** - 2,000 lb Swivel Jack
- **TILT** - Gravity with Manual Jack
- **TIRES** - ST235/80R16 Radial
- **TONGUE** - 6" x 4" Rectangle Tubing

Popular Upgrades

- Hydraulic Surge Brakes
- Adjustable Pintle Ring
- 3/16" Diamond Plate Floor



Model: HDT



Model: DEC



Model: DET



SEE THE DIFFERENCE

BROEQUIP v0719

© Diamond C Trailer Mfg., Road Clipper Enterprises. All illustrations and specifications contained in this brochure are based on the latest product information available at the time of printing. Specifications, standard features, options, components, and colors are subject to change without notice. Some features may be subject to availability, delays, or discontinuance. Trailers shown with optional equipment. Please contact your authorized Diamond C dealer for specifics.

www.diamondc.com

